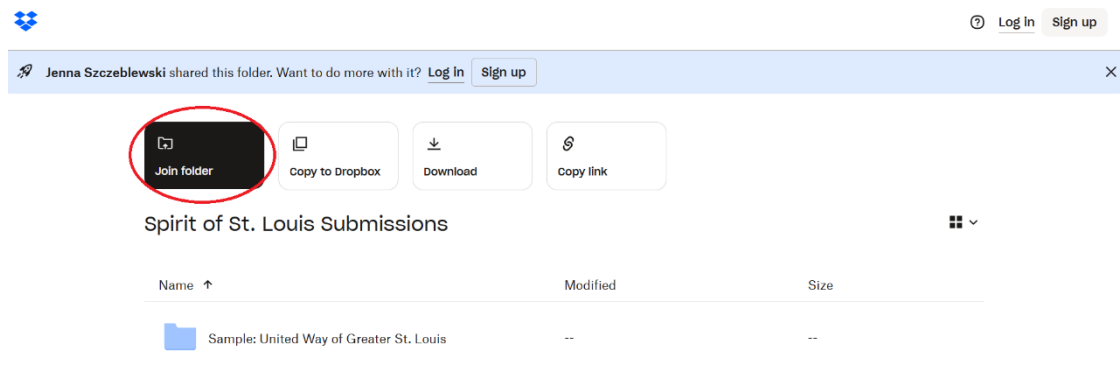


DropBox Video Submission Instructions

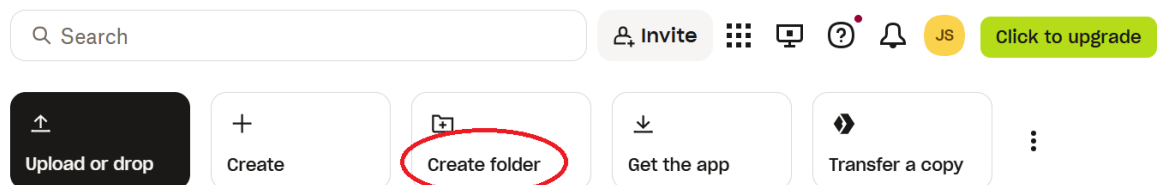
1. Click [here](#) or scan the QR code below.




2. Enter the password: UnitedinSpirit25 (capitalization is important!)
3. Click Join Folder. This will prompt you to sign up for an account if you do not have one.



4. Once your email is verified, you will see this screen. Click on Create Folder.



5. Please title your Folder: Company Name-United in Spirit 25.

 **Create folder** ✕

Folder name

Sample Company- United in Spirit |

Who can access

☒ Everyone with access to Sample Company- Un...pirit 25 (4 people)
Share with everyone who can access the parent folder


☐ Send them an email notification


6. Leave on access for all UWGSL staff to see your videos. (This is our scoring team)


7. Click Create


8. Now you will be in your new folder.


Invite Grid Mobile Help Notifications JS Click to upgrade


 Upload or drop

 Create


 Create folder


 Get the app


 Transfer a copy




All files / Spirit of St. Louis Submissions

Sample Company- United in Spirit 25 

 **Share folder**

Recents Starred 


Drop anything here or [create a folder](#)

Upload ▾

9. Click on upload within your folder. This will give you the options to upload a folder or file.

10. Select file, and select your video from your desktop, or phone library.

11. Once it is uploaded, you will see it in the folder.

12. You're done! The United Way team will be racking and scoring your videos once submitted.

If you have any questions, please reach out to jenna.szczablewski@unitedwaystl.org

Thanks for participating!